

- > 25 PPM
- > Black & White MFP
- > Small Workgroup
- > Copy, Print, Scan, Fax*



e-STUDIO™ 2505H/2505F

Small footprint, big output.

If the Toshiba e-STUDIO2505H/2505F were simply a letter-sized MFP, you'd be impressed. But we didn't stop there. We kept going until 11" x 17" output could be printed using the bypass. What more could you ask for from such a small footprint and price?

Small businesses, big benefits.

Toshiba technology and functionality are now available in a power-packed, letter-sized printer with large, ledger-sized support. The e-STUDIO2505H/2505F MFP delivers impressive black and white output at 25 pages per minute. You can copy, print, and scan—including precise color scanning—and even fax, with the e-STUDIO2505F. Network connectivity and USB 2.0 come standard, with 802.11 B/G/N wireless connectivity available as an option. In short, small offices and workgroups can take advantage of everything Toshiba has to offer for today's budget-conscious, results-oriented businesses.

Features galore.


Don't be fooled by the small footprint. In addition to offering ledger printing via the bypass, the e-STUDIO2505H/2505F has a 300-sheet capacity when you combine the bypass with the 250-sheet cassette. Also using the bypass, you can print professional looking envelopes to your exact specifications. There is also an ID card copying feature, and automatic duplexing comes standard. Warm-up time is an impressive 20 seconds, with the first copy out in just 7.1 seconds. Whatever you want from an affordable, letter-sized MFP, the e-STUDIO2505H/2505F has it, and more.

Now smaller businesses can think big with the power, functionality, networking capabilities, and ledger-size output to back it up.



e-STUDIO™ 2505H/2505F



- > Digital MFP
- > Ledger Support Via Bypass
- > Network Connectivity
- > Automatic Duplexing
- > Color Scanning
- > Standard Fax*
- > Optional Wireless Connectivity



Handle multiple functions with the easy-to-use control panel. Scan to USB drives and other portable devices. Just plug in, and go. Network connectivity and USB 2.0 come standard.

Why settle for less?

Speed, versatility, reliability and affordability. The benefits are as impressive as the features. Like department code support—up to 100 codes, an electronic counter, auto job start, 2400 x 600 dpi (with smoothing), and scan to USB. You'll find just as much, if not more, from the e-STUDIO2505H/2505F. All packed into a footprint that small businesses can appreciate. Letter or ledger, scan or copy, network or USB, the e-STUDIO2505H/2505F makes more available, for less. It's the MFP you've been waiting for.



TOSHIBA
eco style

Doing more for our planet.

From our zero-waste-to-landfill toner recycling to greener manufacturing, Toshiba is a recognized environmental leader. At Toshiba we're investing in programs that help both our business and yours to better reduce, reuse and recycle.



*e-STUDIO2505F only

Benefits include a 300-sheet capacity, ledger support via the bypass tray, and easy to replace toner.



- > Black and White MFP
- > 25 PPM
- > Small Workgroup
- > Copy, Print, Scan, Fax
- > Secure MFP

General Specifications

Copying/Printing process	Indirect electrostatic photographic method
Type	Desktop
Original scanning method	Contact Image Sensor (CIS)
Resolution	2400 x 600 dpi (with smoothing)
Gradation	256 steps
Original Platen Type	Fixed hard platen, ADF
Available Original Size	ST-R, LD
Available Paper Size	Drawer: LT only Stack Feed Bypass: ST-R, LD Envelope
Paper Supply	Drawer (250 sheets x 1) and Stack Feed Bypass (50 sheets)
Available Paper Weight	Drawer: 17-20 lb Stack Feed Bypass: 17-90 lb Auto Duplexing Unit: 17-20 lb
Paper Exit	Face down/Inner Tray
Warm-up Time	Approx. 20 seconds
Counter	Electronic counter (indication by LCD display)
Memory	512 MB
Power Supply	110 V
Power Consumption	Max. 1.5kW
Dimensions	15.3 x 21.25 x 20 (W x D x H)
Weight	Approx. 47.3 lbs.
Special Features	Energy Saver, Auto Sleep Mode, Department code
Max Duty Cycle	50K Copies

Copy Specifications

Copying Speed	25 PPM
Original Scan Speed	20 SPM (by using ADF)
Scan Resolution	600 x 600 dpi (for copying)
First Copy Time	7.1 seconds
Original/Copy Size	ST-R to LD
Original Mode	Photo, Text/Photo, Text, Background Erase
Image Density Control	Automatic/Manual (11 steps)
Reproduction Ratio	Zoom: 25 % to 400 % in 1 % increments
Multiple Copying	Up to 999 copies (Ten key input)
Special Features	Interrupt, APS/AMS, Auto job start, Automatic sort mode, ID card copy

Print Specifications (Standard)

Printing Speed	25 PPM
Printing Resolution	2400 x 600 dpi (with smoothing)
Interface	Standard: 10/100 Base-T, USB 2.0, Optional: 802.11 b/g/n
PDL	PCL 6 emulation
Support OS	Windows 7/8/XP/Vista/Server 2003/2008/2008R2

Scan Specifications (Standard)

Connection Type	Standard: 10/100 Base-T, Optional: 802.11 b/g/n
Scanning Resolution	100/150/200/300/400/600 dpi
Scanning Speed	20 SPM (BW), 5 SPM (Color)
Scan Agent	Scan to File, SMB, FTP, Scan to Email, Scan to USB

*e-STUDIO2505F only

Paper Handling Options

Standard Automatic Document Feeder (ADF)

Stack Capacity	50 sheets
Original Setting	Face up
Original Paper Size	ST-R, LD
Original Paper Weight	17-20 lb

***Walk-up FAX Specifications (e-STUDIO2505F only)**

Compatibility	Super G3, G3
Image Format on PSTN	JBIG, MMR, MR, MH
Document Size	ST-R-LD
Modem Speed	33.6kbps to 2.4kbps (automatic fallback)
Transmission Speed	Approx. 3 seconds
Communication Protocols	ITU-T T.30
Memory Transmission	Max 256 Jobs, 220 Destinations/Job, 1000 Pages/File

Options

Wireless LAN Module (ETA Nov. 2013)	GN1080
Damp Heater (for Drum)	MF2505U
Harness for Coin Controller	GQ1131



Corporate Office	9740 Irvine Blvd., Irvine, CA 92618 Tel: 949-462-6000
East Coast	959 Route 46 East, 5th Floor, Parsippany, NJ 07054 Tel: 973-316-2700
Midwest	8770 W. Bryn Mawr Ave., Suite 700, Chicago, IL 60631 Tel: 773-380-6000
South	2037 Bakers Mill Rd., Dacula, GA 30019 Tel: 678-546-9385
West Coast	9740 Irvine Blvd., Irvine, CA 92618 Tel: 949-462-6000
Web Site	www.business.toshiba.com

Designs and Specifications subject to change without notice. For best results and reliable performance, always use supplies manufacturer or designated by Toshiba. Not all options and accessories may be available at the time of product launch. Please contact a local Authorized Toshiba Dealership for availability. Toner yields are estimates based on 6% coverage, letter-size page. Driver and connectivity feature support varies by client/network operating system.